

Scaled data based on original data using
LM-79-08 Approved Method: Electrical and Photometric Measurements of Solid-
State Lighting Products

Test Report Prepared for
Cooper Lighting Solutions
(formerly Eaton)

Brand: McGRAW-EDISON

Report Number: P269930

Luminaire Tested: **GPC-AF-01-LED-E1-5WQ-7027-600**

Issue Date: 3/3/2020

Test Information

Test Method: LM-79-08
Report Number: P269930
TEST IS SCALED FROM IESNA LM-79-08 TEST DATA (P24143)
Test Lab: INNOVATION CENTER P2
Issue Date: 3/3/2020
Manufacturer: COOPER LIGHTING SOLUTIONS (FORMERLY EATON)
Product Line: MCGRAW-EDISON
Catalog Number: GPC-AF-01-LED-E1-5WQ-7027-600
Description: GALLEON PEDESTRIAN LUMINAIRE
(1) 70 CRI, 2700K, 615mA LIGHTSQUARE WITH 16 LEDS EACH AND TYPE V WIDE OPTICS
Light Source: -
Ballast/Driver: ELECTRONIC DRIVER

Summary

Lumens per Lamp: N/A
Luminaire Lumens: 3833.7 lumens
Efficiency: N/A
Efficacy: 112.8 lumens/watt
Luminous Opening: Rectangular (W 0.5' x L: 0.5' x H: 0')
IES Classification: Type V - Short - Semi-Cutoff
BUG Rating: B3 - U0 - G1

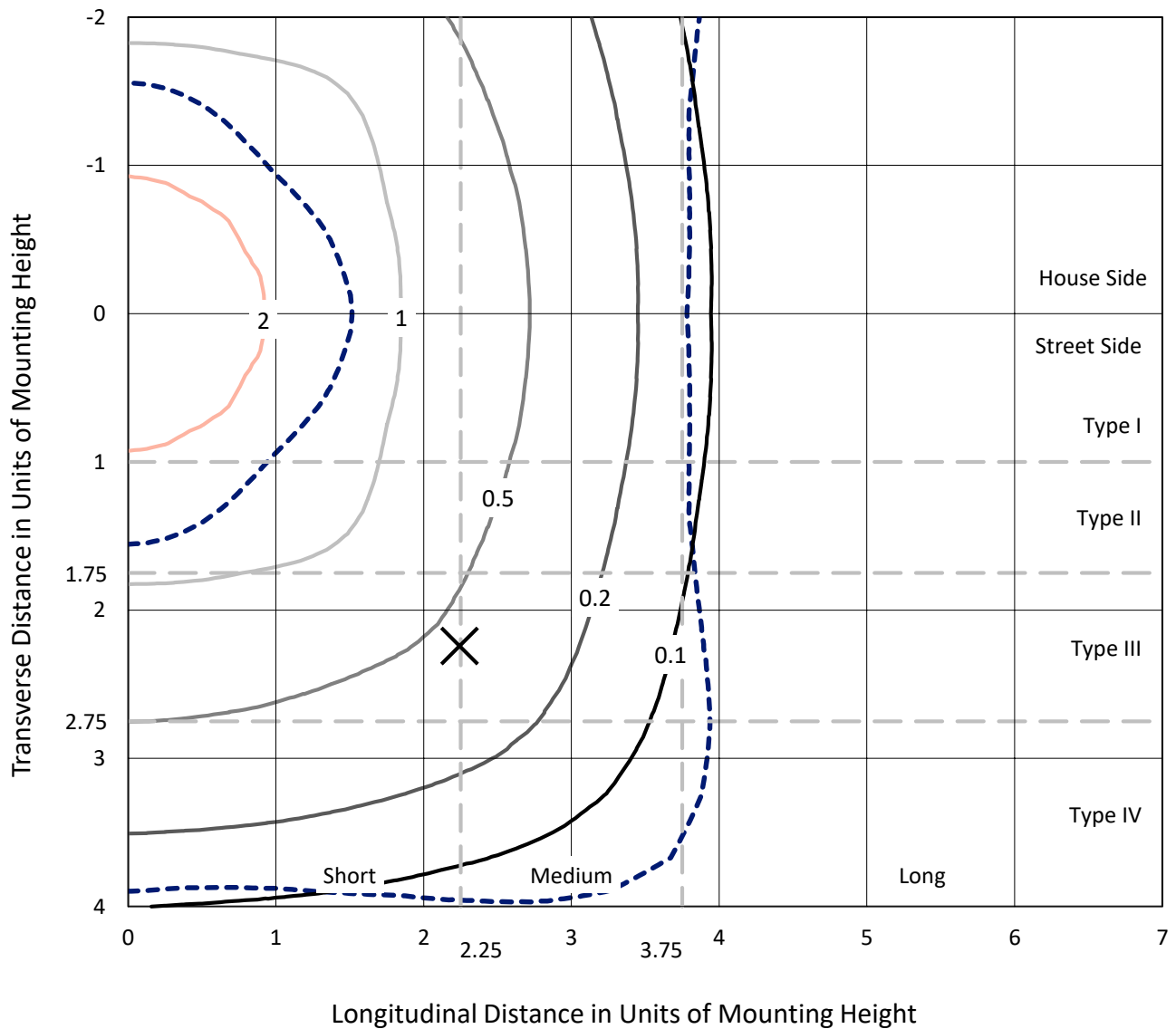
Input Watts (W): 34
Input Voltage (V): NR
Input Current (Ain): NR
Voltage Rise (V): NR
Power Factor: NR
Total Harmonic Distortion (THDi): NR
Frequency (hertz): 60
Stabilization Time: NR
Operation Time: NR
Ambient Temperature (°C): NR
Test Distance: 25 FT



REPORT NUMBER: P269930
 CATALOG NUMBER: GPC-AF-01-LED-E1-5WQ-7027-600

Iso-Footcandle Lines of Horizontal Illumination

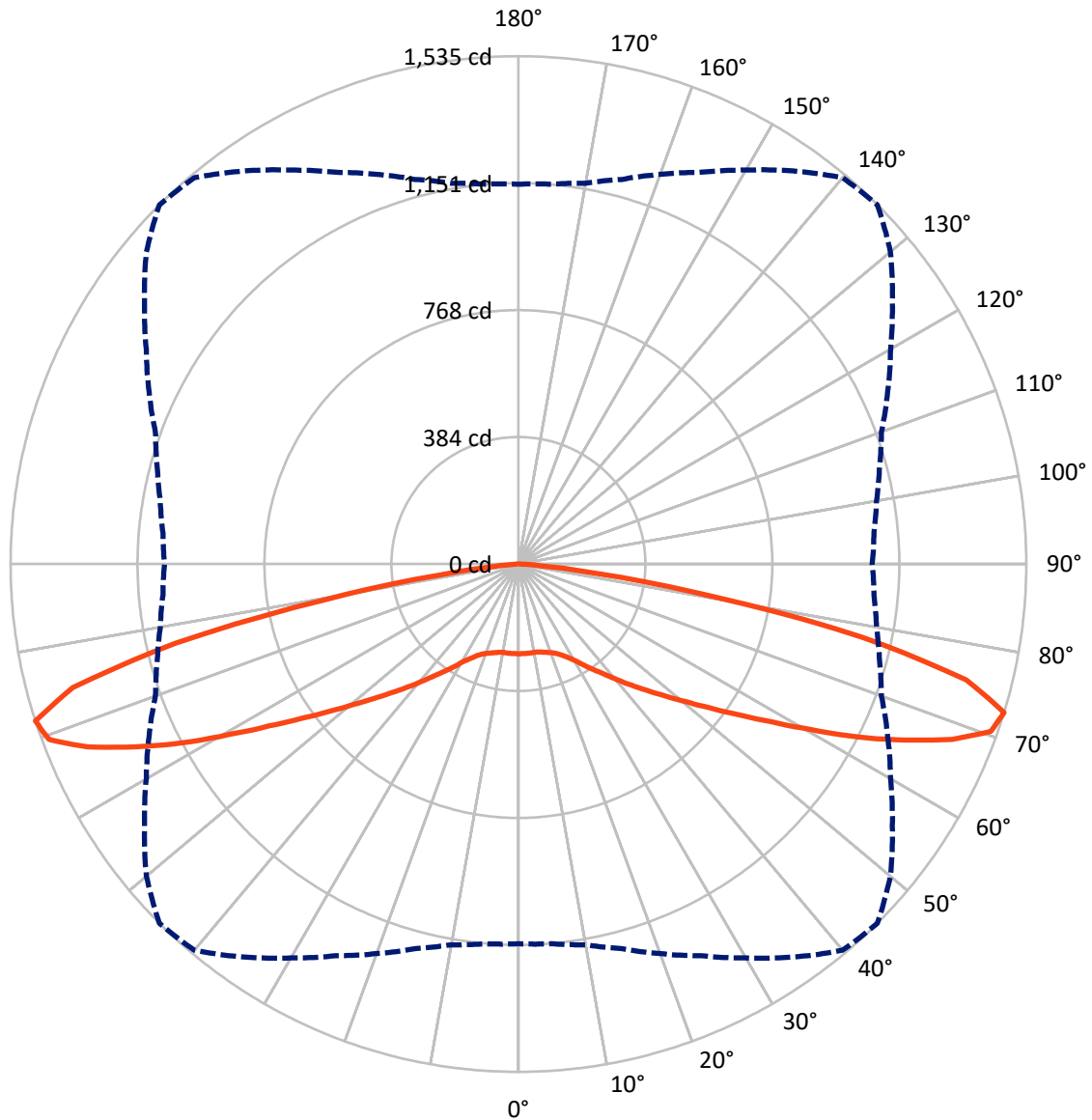
× Max cd
 - - - 1/2 Max cd



Based on 10 foot mounting height. Maximum calculated value = 2.7 fc
 Type V - Short - Semi-Cutoff

REPORT NUMBER: P269930
CATALOG NUMBER: GPC-AF-01-LED-E1-5WQ-7027-600

Luminous Intensity Polar Plot



— Vertical Plane Through 45-Deg Lateral - - - Horizontal Cone Through 72.5-Deg Vertical

REPORT NUMBER: P269930

CATALOG NUMBER: GPC-AF-01-LED-E1-5WQ-7027-600

FLUX DISTRIBUTION:

		Downward	Upward	Total
House Side	Lumens	1916.8	0.0	1916.8
	% Fixture	50.0	0.0	50.0
Street Side	Lumens	1916.8	0.0	1916.8
	% Fixture	50.0	0.0	50.0
Total	Lumens	3833.7	0.0	3833.7
	% Fixture	100.0	0.0	100.0

Coefficient of Utilization

ZONAL LUMENS:

Zone	Lumens	% Fixture
0°-10°	25.9	0.7
10°-20°	78.7	2.1
20°-30°	143.9	3.8
30°-40°	248.1	6.5
40°-50°	424.1	11.1
50°-60°	687.4	17.9
60°-70°	1140.3	29.7
70°-80°	1004.4	26.2
80°-90°	81.0	2.1
90°-100°	0.0	0.0
100°-110°	0.0	0.0
110°-120°	0.0	0.0
120°-130°	0.0	0.0
130°-140°	0.0	0.0
140°-150°	0.0	0.0
150°-160°	0.0	0.0
160°-170°	0.0	0.0
170°-180°	0.0	0.0
0°-90°	3833.7	100.0
0°-180°	3833.7	100.0



REPORT NUMBER: P269930

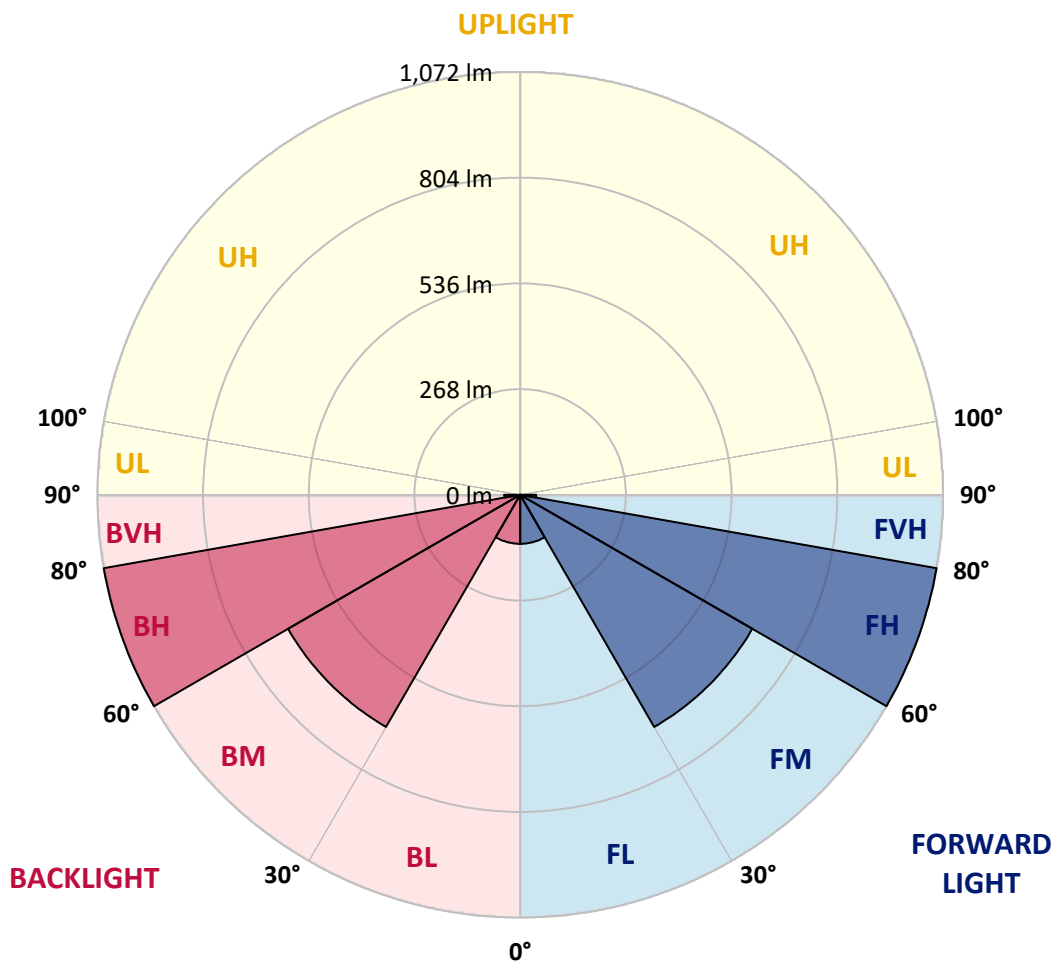
CATALOG NUMBER: GPC-AF-01-LED-E1-5WQ-7027-600

LUMINAIRE CLASSIFICATION SYSTEM LUMEN TABLE AND BUG RATING:

Zone		Lumens	% Fixture	Zone Rating/Lumen Limit		
				B	U	G
FL	(0°-30°)	124.3	3.2			
FM	(30°-60°)	679.7	17.7			
FH	(60°-80°)	1072.3	28.0			G1/1800
FVH	(80°-90°)	40.5	1.1			G1/100
BL	(0°-30°)	124.3	3.2	B1/500		
BM	(30°-60°)	679.7	17.7	B1/1000		
BH	(60°-80°)	1072.3	28.0	B3/2500		G1/1800
BVH	(80°-90°)	40.5	1.1			G1/100
UL	(90°-100°)	0.0	0.0		U0/0	
UH	(100°-180°)	0.0	0.0		U0/0	

BUG Rating: B3-U0-G1

Type V Short





REPORT NUMBER: P269930

CATALOG NUMBER: GPC-AF-01-LED-E1-5WQ-7027-600

CANDELA DISTRIBUTION (FULL):

	0°	5°	10°	15°	20°	25°	30°	35°	40°	45°	50°
0°	271.5	271.5	271.5	271.5	271.5	271.5	271.5	271.5	271.5	271.5	271.5
2.5°	271.5	271.6	271.8	271.6	271.6	271.5	271.3	271.5	271.3	271.0	271.1
5°	272.4	272.7	272.7	272.4	272.5	272.4	271.9	272.1	271.8	271.3	271.3
7.5°	273.4	273.7	273.7	273.3	273.4	273.1	272.7	272.5	272.1	271.5	271.0
10°	275.1	275.2	275.1	274.6	274.6	274.2	273.3	272.8	272.1	271.1	270.6
12.5°	276.8	276.9	276.8	276.4	276.1	275.3	274.6	274.2	273.7	272.7	271.8
15°	279.3	279.6	279.3	278.6	277.9	277.2	276.9	277.0	277.2	276.6	275.7
17.5°	283.8	284.0	283.4	281.9	281.2	280.5	280.5	280.8	281.3	281.0	280.1
20°	292.2	291.7	290.5	288.5	287.6	286.4	286.3	286.4	286.4	286.3	285.5
22.5°	302.8	302.4	300.8	298.3	297.2	296.4	295.5	294.6	294.4	293.8	293.0
25°	315.5	315.2	313.2	311.3	310.4	309.5	308.6	307.4	306.3	305.1	304.3
27.5°	331.7	330.9	328.2	327.1	325.8	325.2	324.1	322.6	321.8	320.2	319.3
30°	349.4	349.4	347.0	346.7	346.7	345.5	344.1	341.6	340.1	338.5	337.9
32.5°	367.1	367.2	365.0	365.7	366.2	367.1	367.4	366.6	365.5	365.4	364.4
35°	392.7	392.1	389.9	390.4	390.1	390.0	390.0	391.9	392.3	392.6	390.6
37.5°	424.5	424.5	422.4	422.4	421.2	420.2	418.8	420.0	422.1	422.6	421.1
40°	461.0	462.3	459.5	459.3	459.7	456.2	454.7	456.6	457.9	460.0	458.3
42.5°	503.9	503.1	500.3	499.8	497.9	496.9	495.4	497.1	499.0	500.4	501.0
45°	545.1	544.4	541.1	541.1	539.3	538.4	539.2	541.8	542.7	544.6	546.4
47.5°	585.6	584.7	582.7	583.5	583.8	585.3	587.6	590.0	592.5	595.1	596.0
50°	627.1	627.3	625.1	627.1	629.8	634.3	640.4	644.4	649.6	652.9	654.0
52.5°	664.9	665.7	668.2	673.1	678.4	686.9	697.5	707.3	715.8	721.3	721.1
55°	710.4	711.4	717.3	725.8	734.5	747.5	763.1	780.4	794.6	802.6	797.5
57.5°	768.4	770.7	777.4	788.8	801.6	818.4	839.9	866.1	888.0	898.8	890.6
60°	848.0	849.4	857.5	870.2	885.6	906.6	935.2	970.3	1001.3	1015.7	1006.1
62.5°	953.0	955.6	962.2	975.0	990.8	1014.5	1049.5	1093.4	1131.9	1151.8	1130.3
65°	1078.3	1086.8	1092.2	1105.3	1120.0	1145.2	1181.8	1228.9	1270.1	1283.1	1258.4
67.5°	1202.6	1209.8	1219.4	1234.4	1249.4	1277.6	1311.5	1357.2	1402.4	1414.4	1375.8
70°	1256.9	1261.1	1275.9	1296.3	1324.9	1358.2	1397.6	1448.8	1504.8	1514.6	1465.8
72.5°	1148.0	1152.3	1168.8	1203.4	1253.3	1306.5	1374.9	1450.3	1524.2	1535.2	1467.8
75°	868.2	861.4	885.9	931.7	999.0	1073.0	1168.8	1276.9	1383.6	1397.6	1317.2
77.5°	448.8	447.9	466.3	523.3	603.7	687.8	793.2	915.4	1019.8	1062.1	996.6
80°	126.4	127.7	136.6	164.8	211.9	272.7	355.0	469.5	555.0	598.5	562.0
82.5°	49.5	53.4	56.9	62.1	68.2	77.2	103.0	153.3	205.7	245.7	201.3
85°	17.7	19.0	26.9	31.8	32.3	34.1	38.8	45.4	54.6	65.2	53.5
87.5°	6.6	7.4	8.7	14.3	14.1	12.8	15.6	16.3	12.2	11.3	14.0
90°	0.0	0.0	0.0	0.0	0.0	0.0	0.0	0.0	0.0	0.0	0.0



REPORT NUMBER: P269930

CATALOG NUMBER: GPC-AF-01-LED-E1-5WQ-7027-600

CANDELA DISTRIBUTION (continued):

	55°	60°	65°	70°	75°	80°	85°	90°
0°	271.5	271.5	271.5	271.5	271.5	271.5	271.5	271.5
2.5°	270.7	271.0	271.0	271.1	271.3	271.3	271.6	271.6
5°	271.0	271.0	270.6	270.7	270.6	270.6	270.7	270.7
7.5°	270.6	270.4	270.1	269.9	269.5	269.5	269.5	269.5
10°	270.1	269.9	269.5	269.4	269.2	269.2	269.2	269.2
12.5°	271.5	271.0	270.6	270.4	270.4	270.4	270.4	270.4
15°	275.2	274.0	273.1	273.1	273.3	273.7	273.7	274.0
17.5°	279.7	278.4	277.4	276.8	277.0	277.7	277.9	278.4
20°	285.2	284.6	283.2	282.5	282.5	283.2	283.7	283.8
22.5°	292.8	292.2	291.7	290.8	290.8	291.2	291.9	291.9
25°	303.9	303.6	303.3	302.5	302.4	302.4	302.8	303.2
27.5°	318.1	318.3	317.9	317.7	317.2	317.0	317.6	317.5
30°	336.9	337.8	338.7	337.9	337.0	336.5	336.1	335.2
32.5°	362.3	361.4	360.6	359.4	357.9	356.4	355.4	354.1
35°	386.5	384.7	384.0	385.1	385.0	384.0	382.8	381.7
37.5°	416.1	415.6	416.1	417.9	417.6	418.5	416.1	415.8
40°	453.3	453.6	456.1	458.3	459.7	460.8	459.5	458.0
42.5°	496.6	496.4	497.2	500.4	502.5	503.9	501.0	500.5
45°	542.2	541.0	541.8	544.4	546.4	548.1	544.7	544.7
47.5°	592.5	590.5	588.2	591.2	592.4	593.4	590.7	589.8
50°	648.7	644.3	639.4	640.5	640.5	640.2	636.9	636.7
52.5°	713.0	704.9	695.9	692.7	690.6	688.6	682.7	679.9
55°	787.0	774.9	760.9	752.2	747.6	741.8	732.2	729.6
57.5°	873.5	854.6	830.3	819.8	809.6	800.0	789.3	786.3
60°	976.1	948.2	915.9	896.4	885.3	876.1	865.1	864.6
62.5°	1090.4	1046.2	1009.9	992.2	984.2	976.1	965.5	966.8
65°	1206.6	1160.5	1126.4	1112.1	1104.6	1097.9	1087.4	1088.9
67.5°	1321.1	1278.7	1241.4	1226.7	1218.3	1209.8	1200.3	1202.0
70°	1403.5	1351.0	1308.7	1276.3	1256.1	1233.3	1218.6	1214.8
72.5°	1379.9	1298.9	1231.8	1167.6	1130.1	1099.4	1078.8	1069.7
75°	1194.2	1083.4	997.3	918.5	874.2	838.2	812.0	795.5
77.5°	886.8	762.4	660.7	569.9	498.1	450.0	416.1	394.0
80°	485.4	369.3	269.9	189.7	139.4	115.9	102.3	95.8
82.5°	151.3	97.6	72.0	62.1	57.8	55.2	51.2	44.6
85°	48.1	42.2	39.3	37.5	35.8	31.1	21.5	19.6
87.5°	18.7	19.1	19.0	18.0	18.2	13.1	10.5	9.3
90°	0.0	0.0	0.0	0.0	0.0	0.0	0.0	0.0

(END OF REPORT)